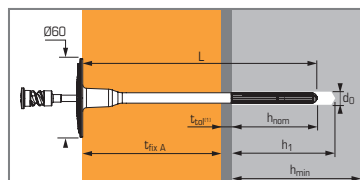




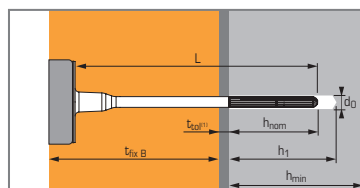
Screw-in anchor with steel screw for mechanical fixing of the most common insulation materials, suitable for ETICS, for surface and countersunk installation



ETA 18/1102
EAD 330196-01-0604



A instruction : flush mounting



B instruction : deep mounting with cap

⁽¹⁾ t_{tol} = glue thickness (≤ 10 mm) + thickness of equalization layer or non-load bearing coating (≤ 20 mm)

- **Deep mounting with cap:** (cf. B inst.)
Setting tool : code 054901
White EPS cap: code 054897
Grey EPS cap: code 054898
Mineral wool cap: code 054899

APPLICATION

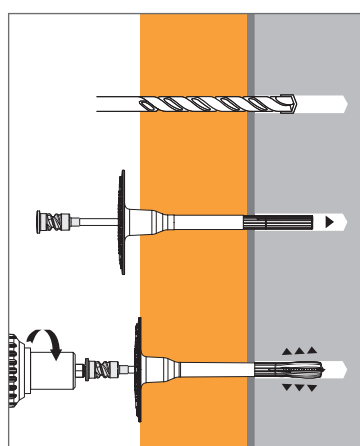
- Fixing all rigid insulation on solid or hollow material
- Removable fixing

MATERIAL

- **Anchor body:** polypropylene⁽¹⁾
- **Steel nail:** 5 μ m zinc coated
5.8 socket wrench Torx T30
- **Thermal transmittance:** 0.002 W/k
- **Plate stiffness :** 0,9 kN/mm
- **Temperature range in use:** $\geq 0^\circ\text{C}$

⁽¹⁾ Caution: the anchor must be protected from UV rays by a screen (rendering, panelling, etc.)

INSTALLATION



Technical data

Anchor size	Anchor depth (mm) h_{nom}	Insulation thickness** (mm) t_{fix} A t_{fix} B		Base material thickness (mm) h_{min}	Drilling depth (mm) h_1	Drilling diameter (mm) d_0	Total anchor length (mm) L	Code
8X95/60		60	80				95	054870
8X115/80		80	100				115	054871
8X135/100		100	120				135	054872
8X155/120		120	140				155	054873
8X175/140		140	160				175	054874
8X195/160		160	180				195	054875
8X215/180		180	200				215	054876
8X235/200	25°	200	220	100	35	8	235	054877
8X255/220		220	240				255	054878
8X275/240		240	260				275	054879
8X295/260		260	280				295	054880
8X315/280		280	300				315	054881
8X335/300		300	320				335	054882
8X355/320		320	340				355	054883

Plastic washer PP Ø90

Plastic washer PA 6.6 Ø100 (countersunk)

Plastic washer PA 6.6 Ø140

* for E category material: $h_{nom} = 65$ mm

** t_{fix} calculated with $t_{tol} = 10$ mm

Characteristic loads (N_{Rk}) in kN

TENSILE

Base material	Anchor size $\varnothing 8$ h_{nom} : 25 mm	N_{Rk}
Concrete (C12/15 to C50/60)		1,5
Solid clay brick - EN 771-1 - fbk = 20 Mpa ⁽¹⁾		1,5
Calcium silicate solid units - EN 771-2 - fbk = 12 Mpa ⁽¹⁾		1,2
Lightweight concrete hollow block - EN 771-3 - fbk = 4 Mpa ⁽¹⁾		1,5
Lightweight aggregate concrete - EN 1520 (LAC) - fbk = 4 Mpa ⁽¹⁾		1
Perforated clay bricks - EN 771-1 - fbk = 10 Mpa ⁽¹⁾		0,75
Vertically perforated clay bricks - NORM B6124 - fbk = 10 Mpa ⁽¹⁾		0,6
Autoclaved aerated concrete P2-400 - EN 771-4 - fbk = 2 Mpa ⁽¹⁾		0,6

⁽¹⁾ For others masonry types, jobsite tests could be performed.

Design loads (N_{Rd}) and recommended loads (N_{rec}) for one anchor without edge or spacing influence in kN

$$N_{Rd} = \frac{N_{Rk}^{(1)}}{\gamma_M}$$

⁽¹⁾ Issue from ETA

$$N_{rec} = \frac{N_{Rk}^{(1)}}{\gamma_M \cdot \gamma_F}$$

TENSILE

Base material	Anchor size $\varnothing 8$ h_{nom} : 25 mm	N_{Rd}	N_{rec}
Concrete (C12/15 to C50/60)		0,75	0,54
Solid clay brick - EN 771-1 - fbk = 20 Mpa ⁽¹⁾		0,75	0,54
Calcium silicate solid units - EN 771-2 - fbk = 12 Mpa ⁽¹⁾		0,6	0,43
Lightweight concrete hollow block - EN 771-3 - fbk = 4 Mpa ⁽¹⁾		0,75	0,54
Lightweight aggregate concrete - EN 1520 (LAC) - fbk = 4 Mpa ⁽¹⁾		0,5	0,36
Perforated clay bricks - EN 771-1 - fbk = 10 Mpa ⁽¹⁾		0,375	0,27
Vertically perforated clay bricks - NORM B6124 - fbk = 10 Mpa ⁽¹⁾		0,3	0,21
Autoclaved aerated concrete P2-400 - EN 771-4 - fbk = 2 Mpa ⁽¹⁾		0,3	0,21

$\gamma_M = 2$; $\gamma_F = 1,4$

⁽¹⁾ For others masonry types, jobsite tests could be performed.

Spacing data

IN CONCRETE

Minimum distance between anchors and from edges and minimum thickness of concrete member (mm)

S_{min}	C_{min}	h_{min}
100	100	100